

AMENDMENT TO THE CLAIMS

The following claims listing replaces all prior claims listings:

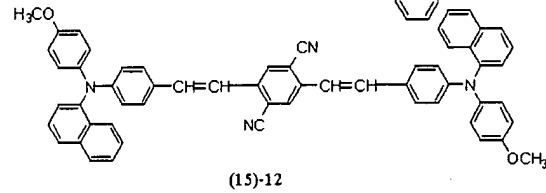
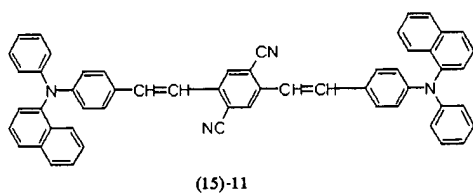
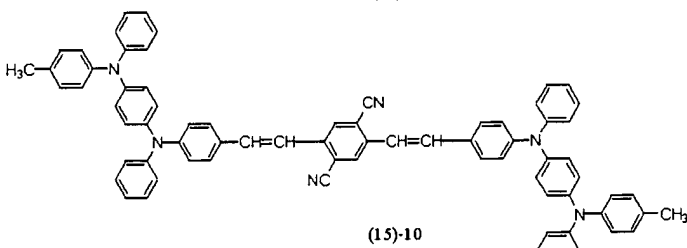
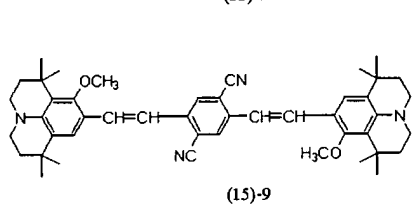
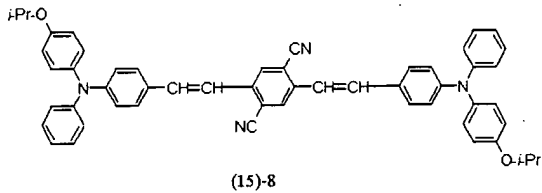
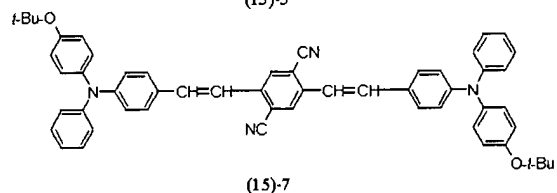
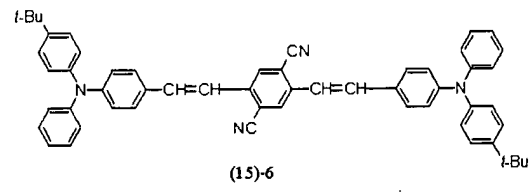
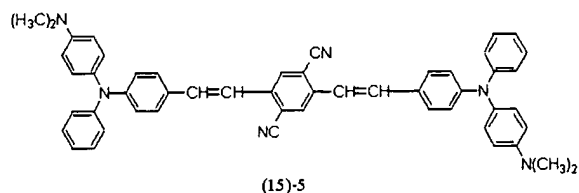
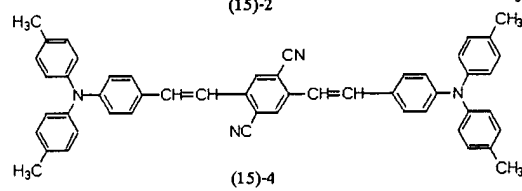
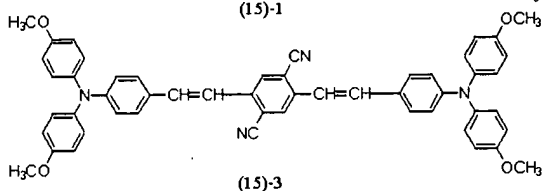
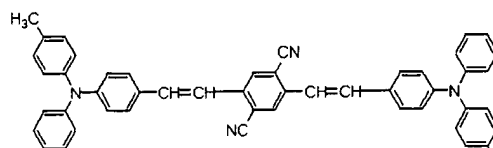
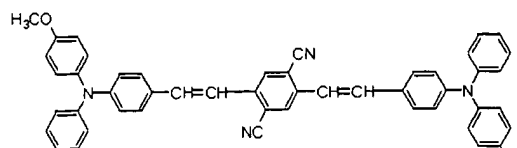
1 - 28. (Canceled)

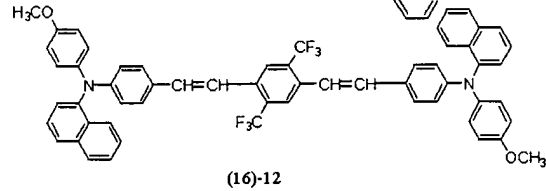
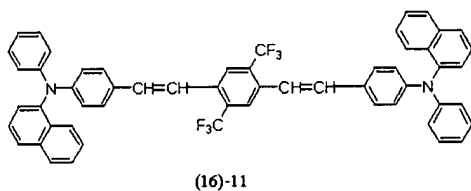
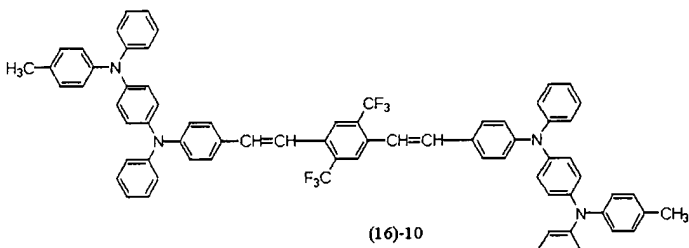
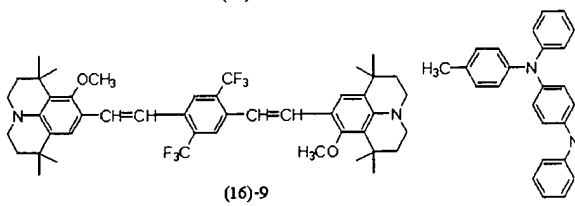
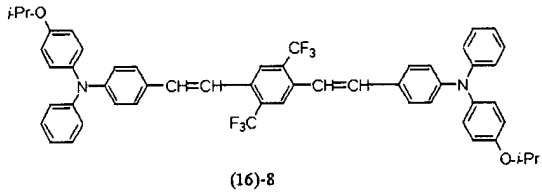
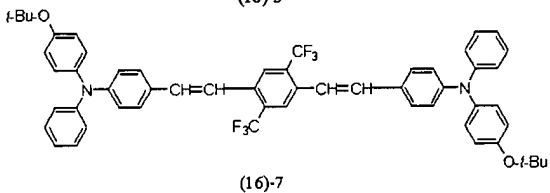
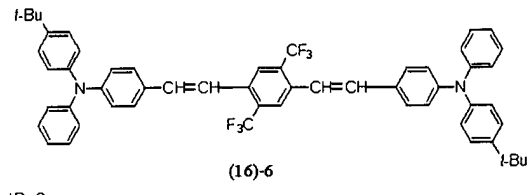
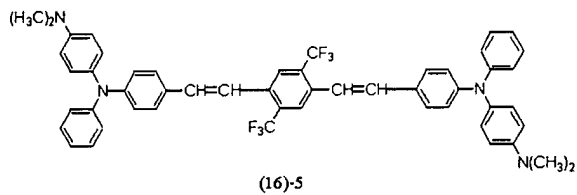
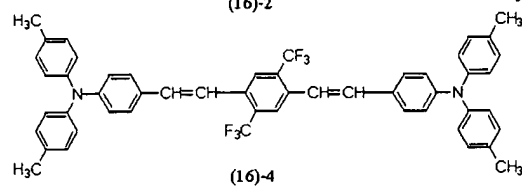
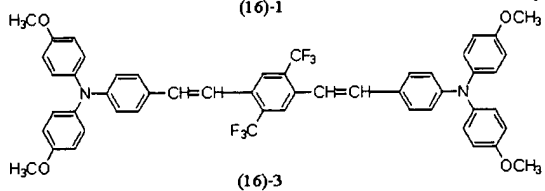
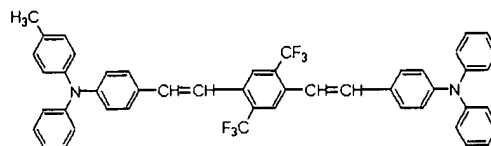
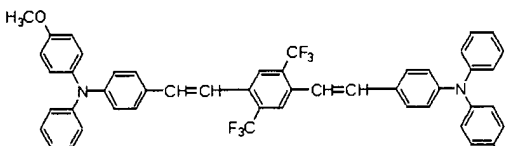
29. (Currently amended) An electroluminescent element comprising:

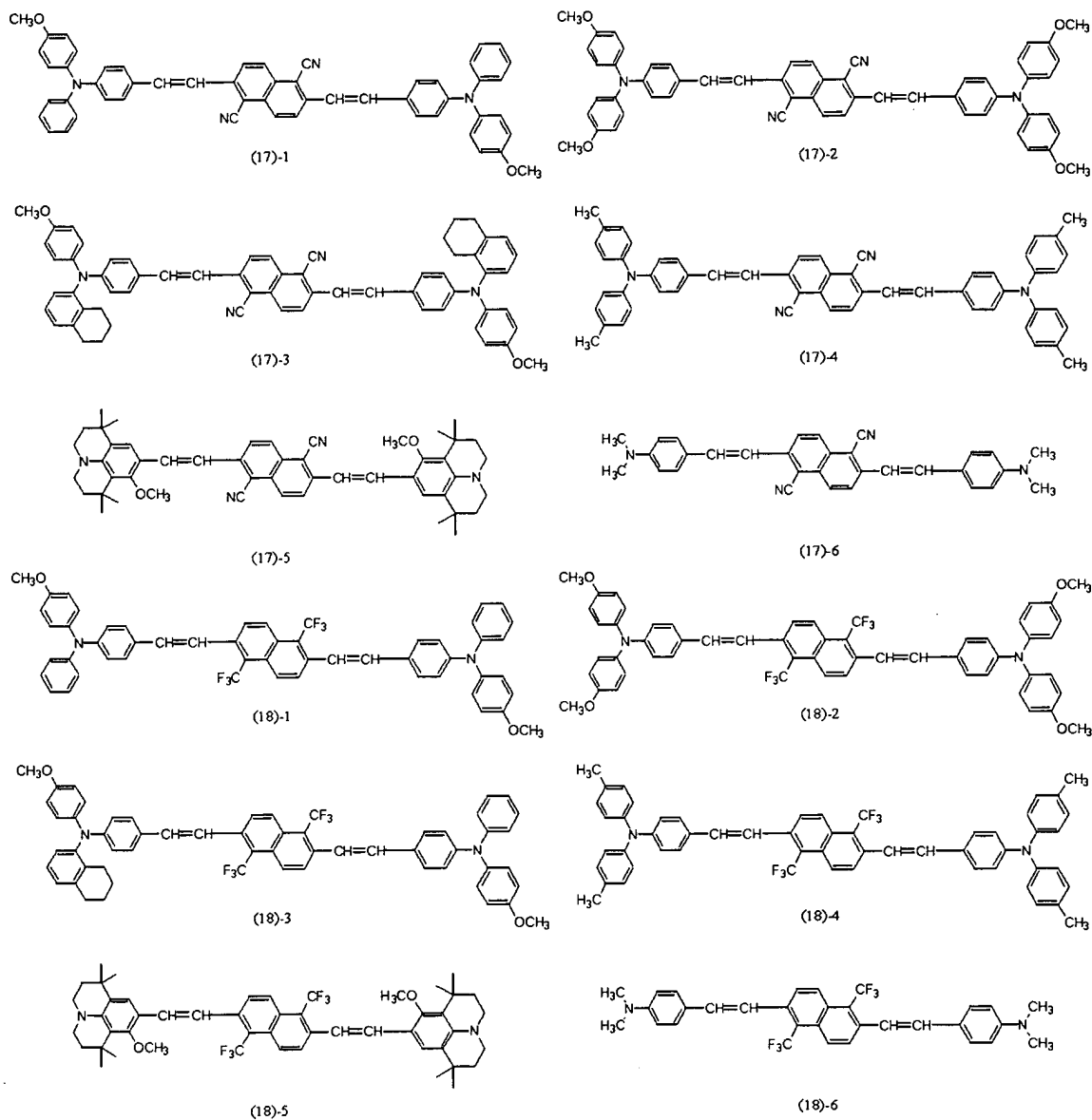
(a) a cathode and an anode,

(b) an organic layer disposed between the anode and the cathode, the organic layer comprising a luminescent organic material, the luminescent organic material comprising:

(i) at least one aminostyryl compound selected from the group consisting of 15-1 to 15-12, 16-1 to 16-12, 17-1 to 17-6, 18-1 to 18-6

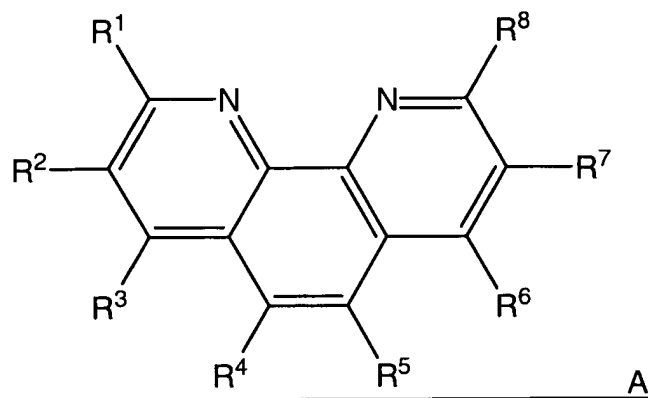






(ii) at least one compound selected from the group consisting of hole transport materials, electron transport materials, and dopants for red light emission; and

(c) a hole blocking layer disposed between the cathode and organic layer (b), wherein said hole blocking layer comprises one or more compounds of formula A



wherein R¹ to R⁸ are independently selected from hydrogen, alkyl, aryl, amino, halogen, cyano and hydroxyl.

30. (Previously presented) The electroluminescent element as defined in Claim 29, wherein the organic layer is of organic multilayer structure composed of a hole transfer layer and an electron transfer layer, wherein the electron transfer layer in the organic multilayer structure comprises a light-emitting mixture, said light-emitting mixture containing at least one of said aminostyryl compounds.

31. (Previously presented) The electroluminescent element as defined in Claim 29, wherein the organic layer is of organic multilayer structure composed of a hole transfer layer and an electron transfer layer, wherein the hole transfer layer in the organic multilayer structure comprises a light-emitting mixture, said light-emitting mixture containing at least one species of the aminostyryl compounds.

32. (Previously presented) The electroluminescent element as defined in Claim 29, wherein the organic layer is of organic multilayer structure composed of a hole transfer layer and an electron transfer layer, wherein the hole transfer layer comprises a first light-emitting mixture, said light-emitting mixture containing at least one of said aminostyryl compounds, and wherein the electron transfer layer comprises a second light-emitting mixture, said second light-emitting mixture containing at least one of said aminostyryl compounds the electroluminescent element further comprising a hole blocking layer between the cathode and the electron transfer layer.

33. (Previously presented) The electroluminescent element as defined in Claim 29, wherein the organic layer is of organic multilayer structure composed of a hole transfer layer, a luminescent layer, and an electron transfer layer, wherein the luminescent layer in the organic multilayer structure comprises a light-emitting mixture, said light-emitting mixture containing at least one of said aminostyryl compounds.

34. (Previously presented) The electroluminescent element as defined in Claim 29, wherein the organic layer is constructed such that said at least one layer therein is the layer of a light-emitting mixture containing at least one species of the aminostyryl compounds and a dye emitting red light which has the emission maximum in the range of 600 nm or more.

35. (Previously presented) The electroluminescent element as defined in Claim 34, wherein the organic layer comprises a hole transfer layer and an electron transfer layer.

36. (Canceled)

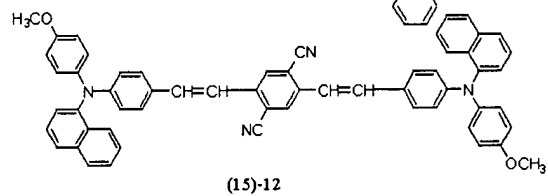
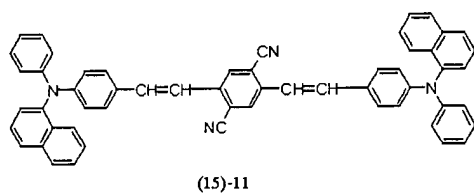
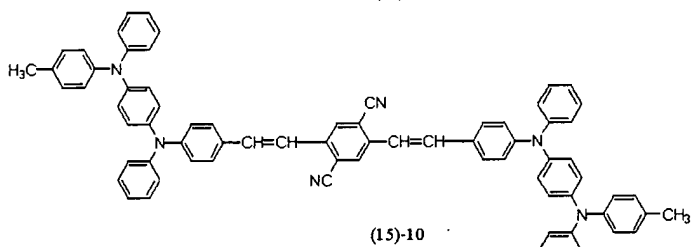
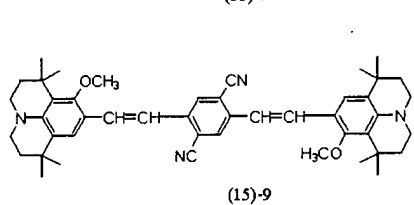
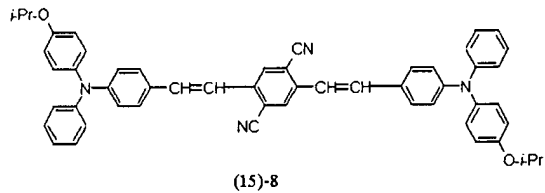
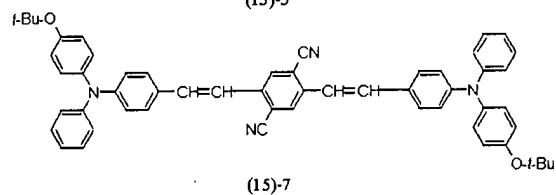
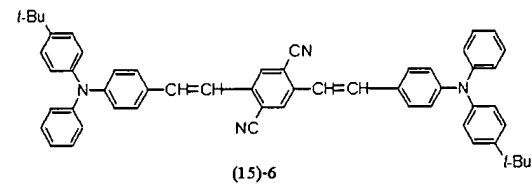
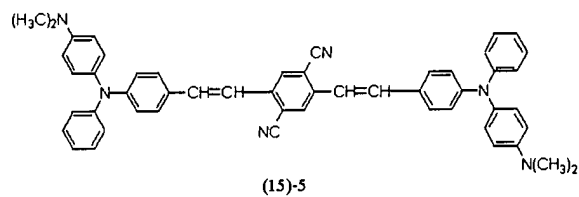
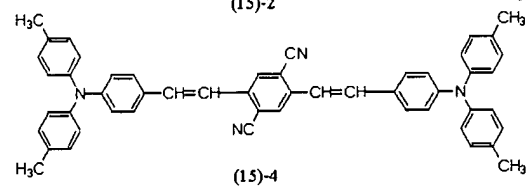
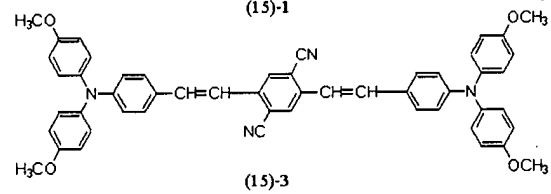
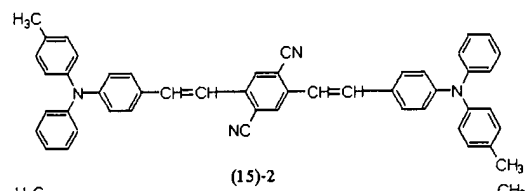
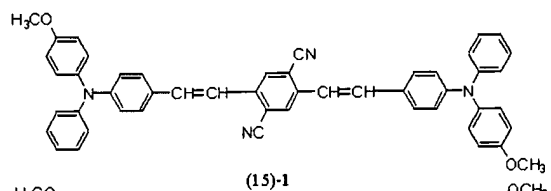
37. (Previously presented) The electroluminescent element as defined in Claim 29, wherein the organic layer is of organic multilayer structure composed of a hole transfer layer and an electron transfer layer, wherein the hole transfer layer comprises a first light-emitting mixture, wherein said light-emitting mixture contains at least one of said aminostyryl compounds and a dye emitting red light with the emission maximum at a wavelength of at least 600 nm, and wherein the electron transfer comprises a second light-emitting mixture, said second light-emitting mixture containing at least one of said aminostyryl compounds and a dye emitting red light with the emission maximum at a frequency of at least 600 nm or more, the electroluminescent element further comprising a hole blocking layer between the cathode and the electron transfer layer.

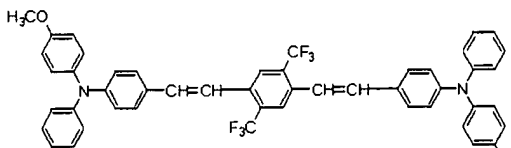
38. (Previously presented) The electroluminescent element as defined in Claim 29, wherein the organic layer is of organic multilayer structure composed of a hole transfer layer, a luminescent layer, and an electron transfer layer, wherein the luminescent layer comprises a light-emitting mixture containing at least one of said aminostyryl compounds and a dye emitting red light with the emission maximum at a wavelength of at least 600 nm or more.

39 - 48. (Canceled)

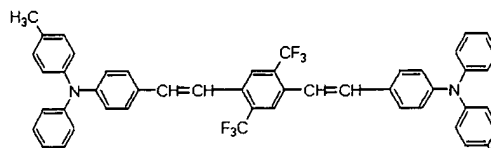
49. (Currently amended) An electroluminescent element comprising:
(a) a cathode and an anode,
(b) an organic layer disposed between the anode and the cathode, the organic layer comprising a luminescent organic material comprising at least one

distyryl compound selected from the group consisting of 15-1 to 15-12, 16-1 to 16-12, 17-1 to 17-6, 18-1 to 18-6

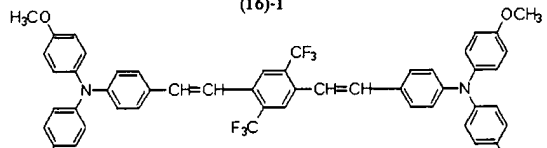




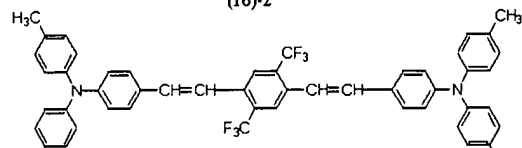
(16)-1



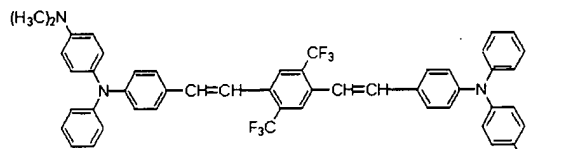
(16)-2



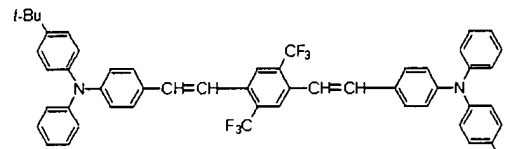
(16)-3



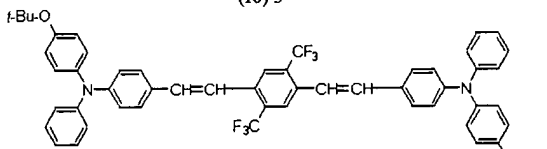
(16)-4



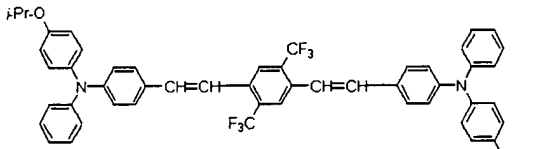
(16)-5



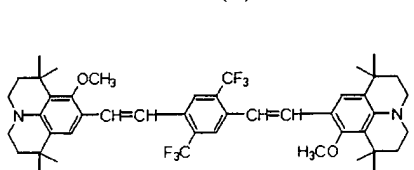
(16)-6



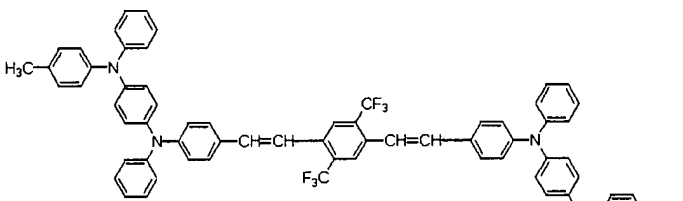
(16)-7



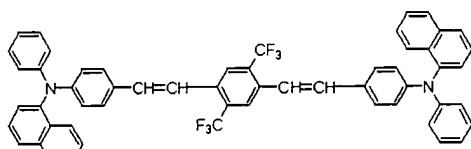
(16)-8



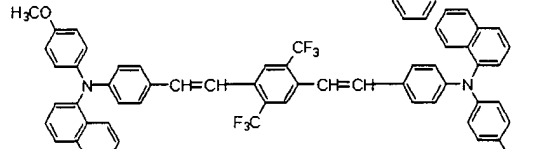
(16)-9



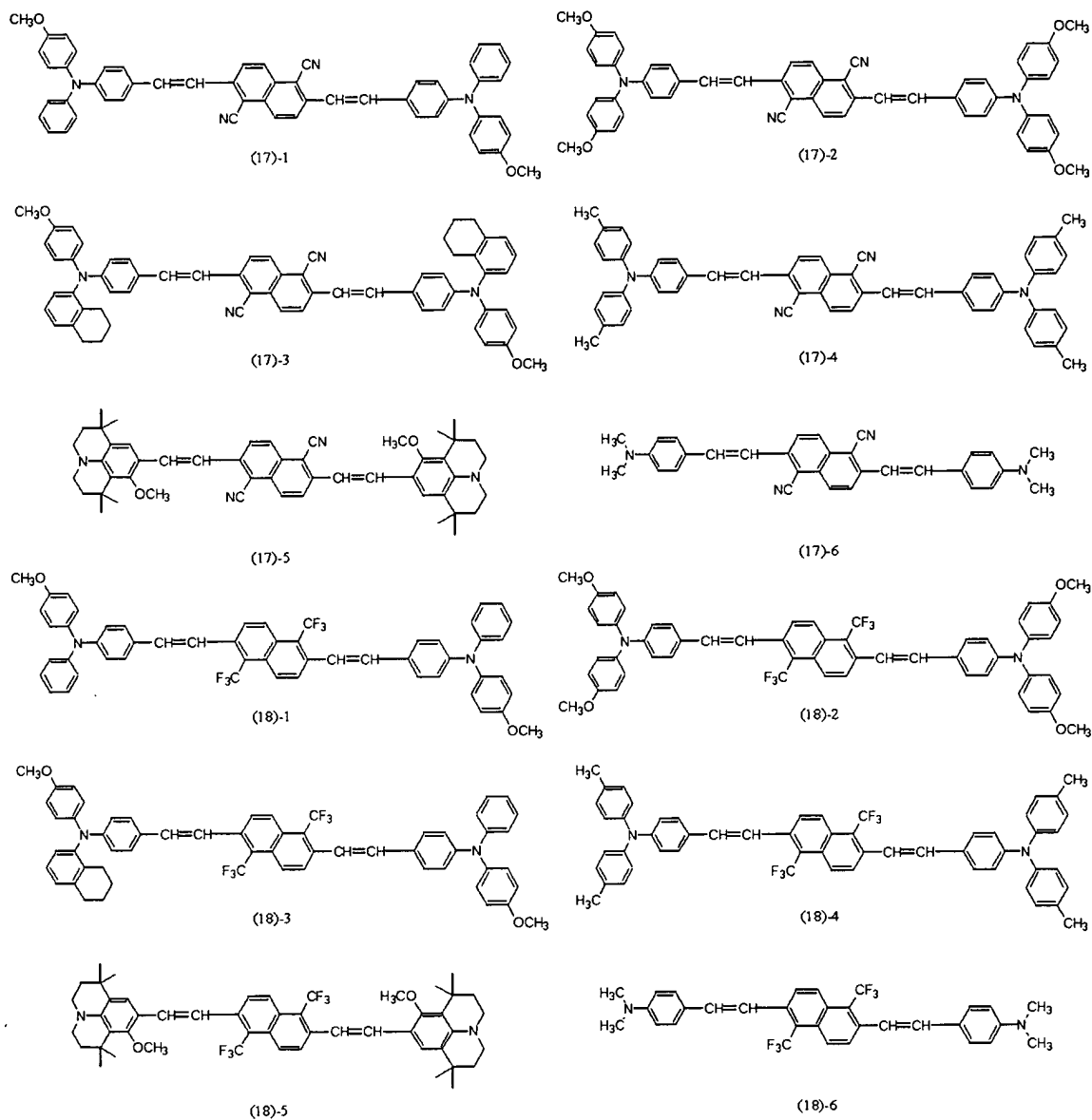
(16)-10



(16)-11

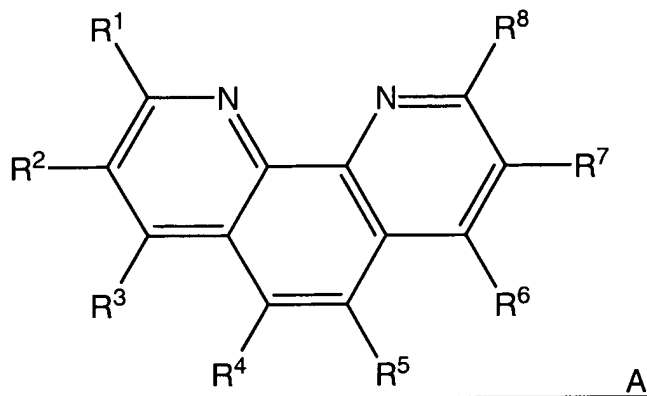


(16)-12



(c) a hole blocking layer disposed between the cathode and organic layer (b);

wherein said hole blocking layer comprises one or more compounds of formula A



wherein R¹ to R⁸ are independently selected from hydrogen, alkyl, aryl, amino, halogen, cyano and hydroxyl.

50. (Previously presented) The electroluminescent element as defined in Claim 49, wherein the organic layer is of organic multilayer structure composed of a hole transfer layer and an electron transfer layer, wherein the electron transfer layer in the organic multilayer structure comprises said aminostyryl compound.

51. (Previously presented) The electroluminescent element as defined in Claim 49, wherein the organic layer is of organic multilayer structure composed of a hole transfer layer and an electron transfer layer, wherein the hole transfer layer in the organic multilayer structure comprises said aminostyryl compound.

52. (Previously presented) The electroluminescent element as defined in Claim 49, wherein the organic layer is of organic multilayer structure composed of a hole transfer layer and an electron transfer layer, wherein the hole transfer layer comprises said aminostyryl compound, and wherein the electron transfer layer comprises said aminostyryl compound, the electroluminescent layer further comprising a hole blocking layer between the cathode and the electron transfer layer.

53. (Previously presented) The electroluminescent element as defined in Claim 49, wherein the organic layer is of organic multilayer structure composed of a hole transfer layer, a luminescent layer, and an electron transfer layer, wherein the luminescent layer comprises said aminostyryl compound.

54 - 58. (Canceled)

59. (Previously presented) The electroluminescent element according to Claim 29, wherein said hole transfer material is an aromatic amine.

60. (Previously presented) The electroluminescent element according to Claim 29 wherein said electron transfer material is selected from the group consisting of Alq3 and pyrazoline.

61. (Previously presented) The electroluminescent element according to Claim 29 wherein said dopant for red light emission is selected from the group consisting of DCM, DCM analog compounds, porphyrins, phthalocyanines, perylene compounds, Nile red, and squarilium compounds.